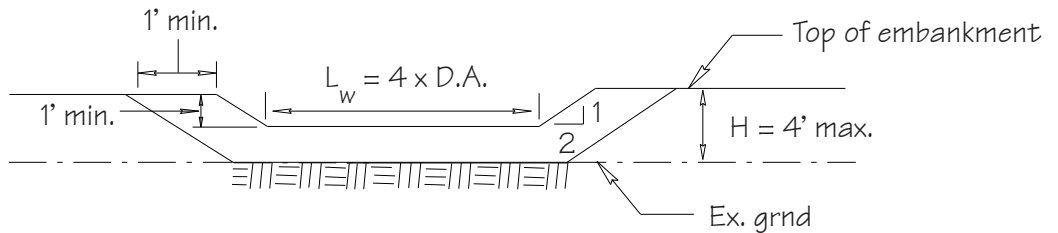
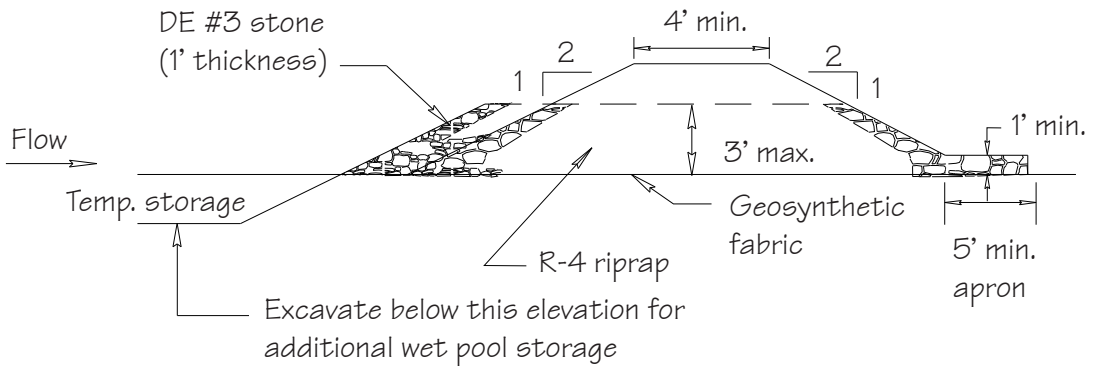
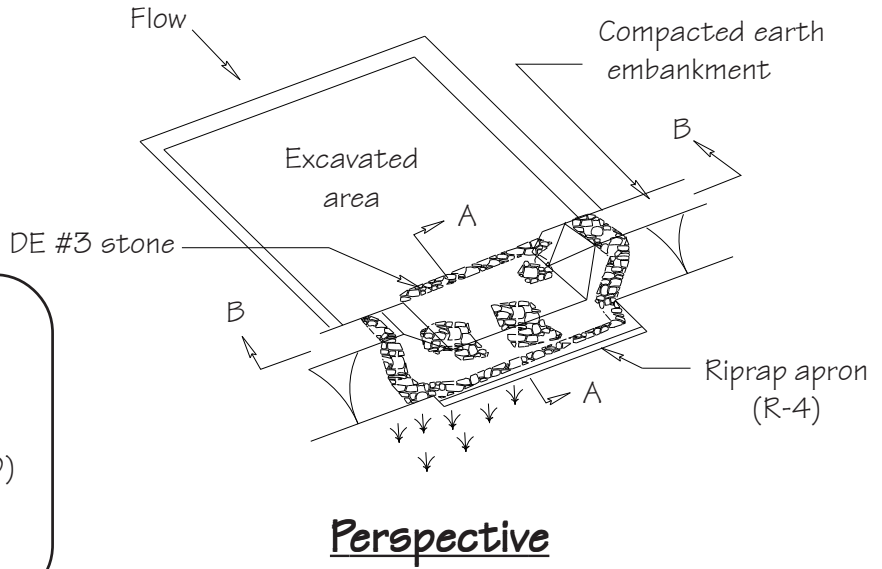


# Stone Outlet Sediment Trap

DATA

Drainage area (D.A.)  
 Required storage ( $V_s$ )  
 Design dimensions (L x W x D)  
 Embankment height (H)  
 Weir length ( $L_w$ )



Source:

Adapted from  
MD Stds. & Specs. for ESC

Symbol:

**SST**

Detail No.

**DE-ESC-3.1.3.2**

Sheet 1 of 2

Effective FEB 2019

## Standard Detail & Specifications

# Stone Outlet Sediment Trap

### Construction Notes:

1. The area under embankment shall be cleared, grubbed and stripped of any vegetation and root mat. The pool area shall be cleared.
2. The fill material for the embankment shall be free of roots and other woody vegetation as well as over-sized stones, rocks, organic material or other objectionable material. The embankment shall be compacted by traversing with equipment while it is being constructed.
3. The volume of sediment storage shall be 3600 cubic feet per acre of drainage area in addition to any storage provided in the form of a permanent wet pool. The plan shall include an approved means of dewatering the wet pool for necessary maintenance or removal.
4. All fill slopes shall be 2:1 or flatter, cut slopes 1:1 or flatter.
5. The stone used in the outlet shall be small riprap (R-4) along with a 1' thickness of DE #3 aggregate placed on the up-grade side on the small riprap or embedded filter cloth in the riprap.
6. Sediment shall be removed and trap restored to its original dimensions when the sediment has accumulated to 1/2 the design depth of the trap.
7. The structure shall be inspected after each rain and repairs made as needed.
8. **An approved dewatering device shall be considered an integral part of the trap. Dewatering operations shall be conducted in accordance with any and all regulatory requirements.**
9. Construction operations shall be carried out in such a manner that erosion and water pollution are minimized. Disturbed areas shall be stabilized in accordance with the Standards and Specifications for Vegetative Stabilization contained in this Handbook.
10. The structure shall only be removed when the contributing drainage area has been properly stabilized.
11. OPTIONAL: A one foot layer of DE #3 stone may be placed on the upstream side of the riprap in place of the embedded filter cloth.

**MAXIMUM DRAINAGE AREA: 5 ACRES**

Source:

Adapted from  
MD Stds. & Specs. for ESC

Symbol:



Detail No.

**DE-ESC-3.1.3.2**

Sheet 2 of 2

Effective FEB 2019